


Liqui-PREP™ CYTOLOGY PROCESSING PROCEDURE




STEP 1
Mix each specimen well.




STEP 2
Pour specimen into the centrifuge tube.



STEP 3
Centrifuge for 10 minutes @ 1000xg.




STEP 4
Pour off supernatant.



STEP 5
Dilute pellet with cell base.



STEP 6
Mix each specimen immediately before inoculation of slide.



STEP 7
Make the slide, dry stain and read.